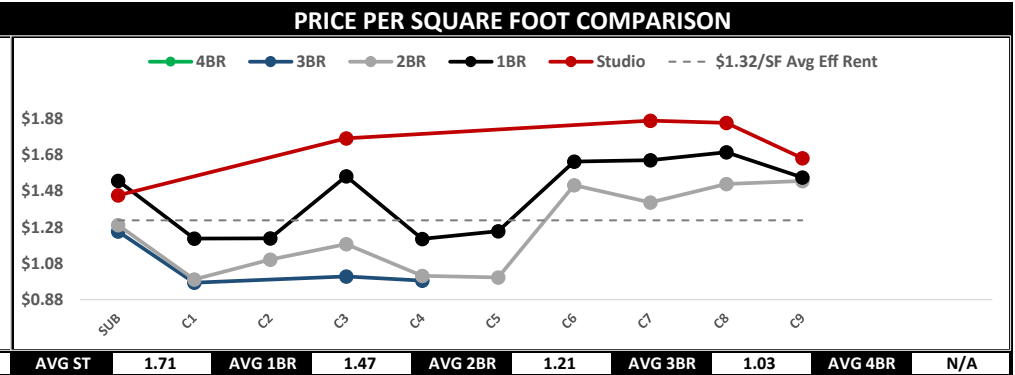
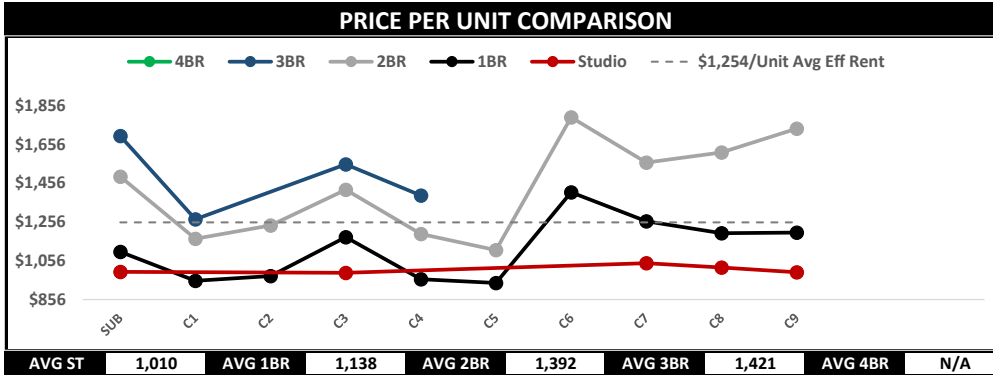
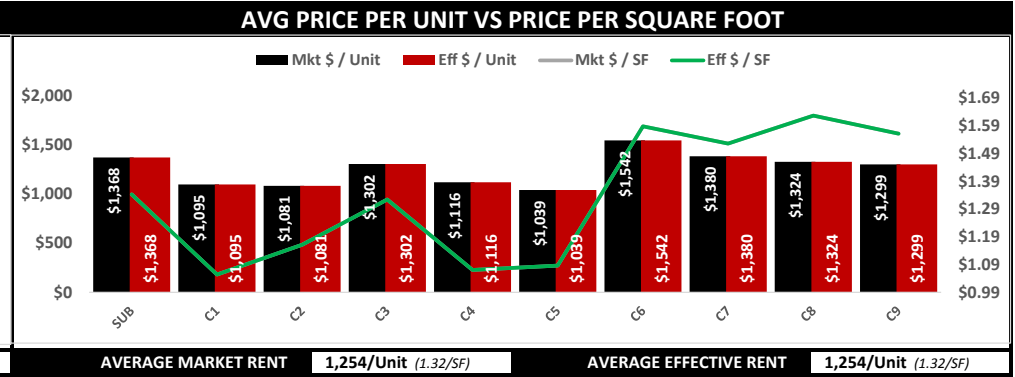
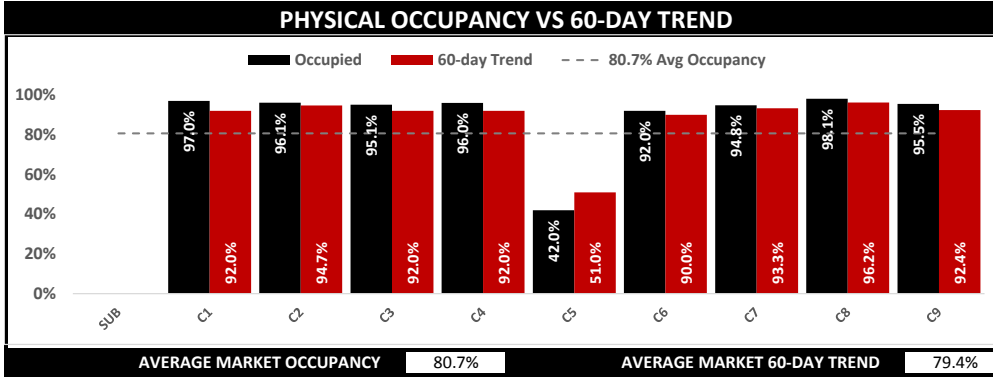


SUB	SUBJECT PROPERTY	Class	Yr Built	Units	Avg SF	Fl Plans	Studio		1BR		2BR		3BR		4BR	
							Units	Avg SF	Units	Avg SF	Units	Avg SF	Units	Avg SF	Units	Avg SF
C1	PROPERTY 1	A	2015	245	1,019	9	12	686	68	717	153	1,153	12	1,352	-	-
C2	PROPERTY 2	B+	1997	140	931	6	-	-	84	802	56	1,125	-	-	-	-
C3	PROPERTY 3	A	2013	290	984	15	2	561	142	754	140	1,199	6	1,541	-	-
C4	PROPERTY 4	A-	2015	321	1,042	7	-	-	131	790	162	1,182	28	1,414	-	-
C5	PROPERTY 5	A	2014	298	957	8	-	-	126	749	172	1,109	-	-	-	-
C6	PROPERTY 6	A	2013	281	971	7	-	-	184	858	97	1,187	-	-	-	-
C7	PROPERTY 7	A	2013	164	904	14	26	558	54	763	84	1,102	-	-	-	-
C8	PROPERTY 8	A	2013	197	814	11	18	550	112	707	67	1,063	-	-	-	-
C9	PROPERTY 9	A	2009	406	832	3	68	600	238	772	100	1,131	-	-	-	-
TOTAL - ALL PROPERTIES				2,616			126		1,243		1,179		68		-	-
AVERAGE - PER PROPERTY				262	949	9	13	591	124	769	118	1,143	7	1,403	-	-



SUB	SUBJECT PROPERTY	Studio		1BR		2BR		3BR		4BR		Avg \$/Un	Avg \$/SF
		\$/Unit	\$/SF	\$/Unit	\$/SF	\$/Unit	\$/SF	\$/Unit	\$/SF				
C1	PROPERTY 1	999	1.46	1,102	1.54	1,490	1.29	1,699	1.26			1,368	1.34
C2	PROPERTY 2			953	1.22	1,170	0.99	1,270	0.97			1,095	1.05
C3	PROPERTY 3	994	1.77	1,177	1.56	1,422	1.19	1,553	1.01			1,081	1.16
C4	PROPERTY 4			961	1.22	1,194	1.01	1,392	0.98			1,302	1.32
C5	PROPERTY 5			942	1.26	1,111	1.00					1,116	1.07
C6	PROPERTY 6			1,409	1.64	1,795	1.51					1,039	1.09
C7	PROPERTY 7	1,044	1.87	1,259	1.65	1,562	1.42					1,542	1.59
C8	PROPERTY 8	1,021	1.86	1,199	1.69	1,614	1.52					1,380	1.53
C9	PROPERTY 9	997	1.66	1,201	1.56	1,737	1.54					1,324	1.63
												1,299	1.56